

2021

PAN CONFIGURATIONS

A Step Above the Standard



COMMERCIAL FOODSERVICE EQUIPMENT MANUFACTURER



REFRIGERATION
EVEREST



The Everest Promise

Quality

Everest prides itself in being a step above the industry standard. Top grade materials and components, highly skilled engineers, state of the art assembly lines and stringent quality measures all come together to create foodservice equipment that can withstand the most intense application.

Innovative Technology

Everest is powered by Blizzard R290, the industry's first all-in-one, slide-out cooling cartridge. The entire refrigeration system is housed in one removable case that eliminates the need for onsite brazing. This means shorter service downtime and a longer product lifespan. It is equipped with an auto-diagnostic system and an auto-reverse condenser fan motor that cools down the compressor and helps keep the condenser coil clean. Environmentally sustainable, Blizzard R290 uses EPA and DOE approved, natural R290 hydrocarbon refrigerant with zero Ozone Depletion Potential (ODP) and three Global Warming Potential (GWP).

Excellent Warranty

Everest offers the best warranty in the industry. Most equipment is backed with solid 3-year parts and labor warranty and 5-year compressor warranty. An expansive service network of factory-trained service representatives and over 1,700 Everest-authorized service companies nationwide are ready to provide immediate technical assistance.

Readily Available

Inventory fill rate is a primary focus of Everest's operations. The success of replenishment orders as well as factory and shipping schedules are achieved through precise inventory management and strategic asset movement and storage. Our expansive list of warehouses nationwide ensures local availability and support.

Competitive Pricing

Everest offers high-quality products at affordable and competitive prices - an accomplishment made possible in the current market through responsible planning. Direct control over factory assets and operations gives us the room to manage profits. This translates to better discounts, shipping perks, rebate programs, flexibility in payment terms, and many other incentives we can offer our customers.

Customer Satisfaction

Every good business is built on trust. While building quality foodservice equipment is our specialty, building strong relationships is our pursuit. We believe that peace of mind is just as important as a piece of technology. That is why our commitment does not end with our products, it continues with the promise of an invested partnership with our customers.

Table of Contents

Top Pan Configurations

Back Mount Sandwich Prep. Tables & Drawered Sandwich Prep. Tables	01
Open Top Prep. Tables & Back Mount Mega-Top Sandwich Prep. Tables	02
Side Mount Sandwich Prep. Tables	03
Side Mount Sandwich Prep. Tables (continued)	04
Side Mount Pizza Prep. Tables	05

Drawer Pan Configurations

Top Mount Upright Reach-In Door & Drawer Combos	06
Drawered Undercounter Refrigerators & Drawered Sandwich Prep. Tables	06
Drawered Undercounter Refrigerators & Drawered Sandwich Prep. Tables (continued)	07
Drawered Pizza Prep. Tables	07
Chef Bases	08



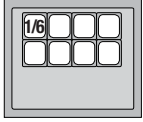
ACCESSORIES

Top Pan Configurations

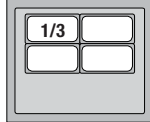


Back Mount Sandwich Prep. Tables & Drawered Sandwich Prep. Tables

EPBNR1† • EPBNR1-D2† • EPBNSR2 • EPBNSR2-D2

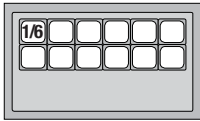


Standard:
(8) 1/6 size pans (6" deep)
w/ (3) pan dividers

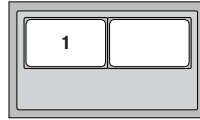
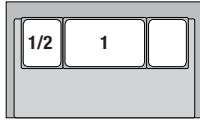
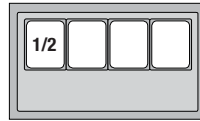
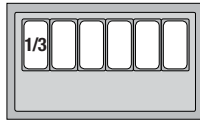
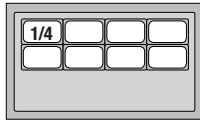


† : Pan count applicable for units manufactured from May 2016.

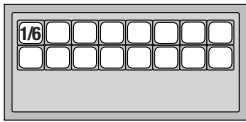
EPBNR2 • EPBNR2-D4



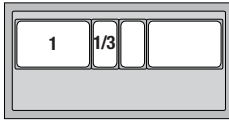
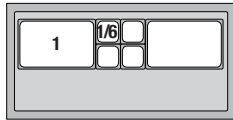
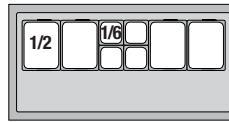
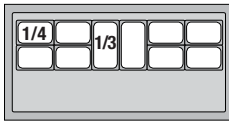
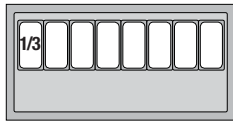
Standard:
(12) 1/6 size pans (6" deep)
w/ (5) pan dividers



EPBNWR2† • EPBNWR2-D4†

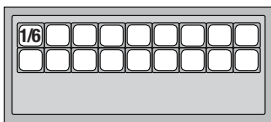


Standard:
(16) 1/6 size pans (6" deep)
w/ (7) pan dividers

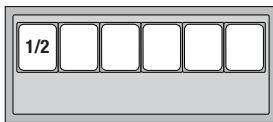
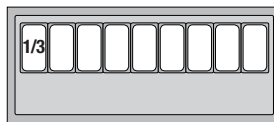
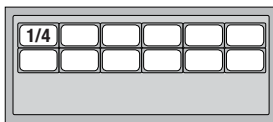


† : Pan count applicable for units manufactured from May 2016.

EPBNR3 • EPBNR3-D2



Standard:
(18) 1/6 size pans (6" deep)
w/ (8) pan dividers

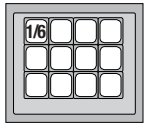


Top Pan Configurations [continued]

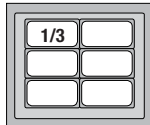


Open Top Prep. Tables & Back Mount Mega-Top Sandwich Prep. Tables

EOTP1† • EPBR1† • EOTPS2 • EPBSR2

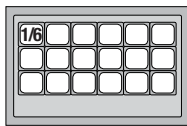


Standard:
(12) 1/6 size pans (6" deep)
w/ (3) pan dividers

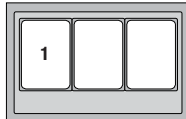
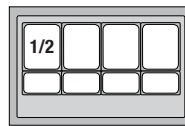
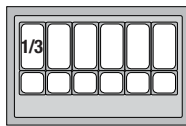
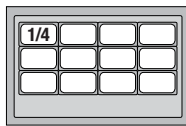


† : Pan count applicable for units manufactured from May 2016.


EOTP2 • EPBR2



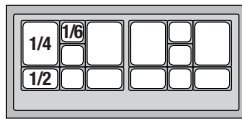
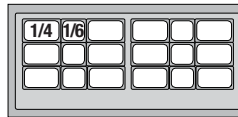
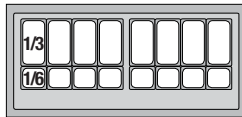
Standard:
(18) 1/6 size pans (6" deep)
w/ (5) pan dividers



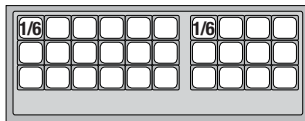
EOTPW2 • EPBWR2



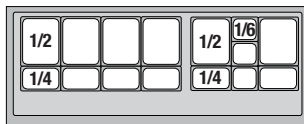
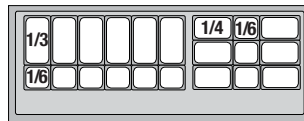
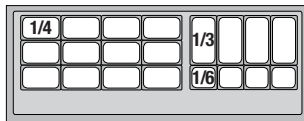
Standard:
(24) 1/6 size pans (6" deep)
w/ (6) pan dividers



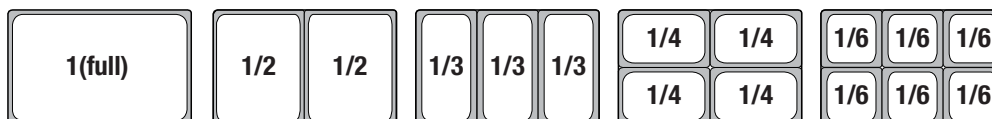
EOTP3 • EPBR3



Standard:
(30) 1/6 size pans (6" deep)
w/ (8) pan dividers



Pan Size Variation



Incremental pan sizes designed to fit in full size pan opening in many variations.

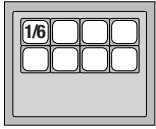


Top Pan Configurations [continued]

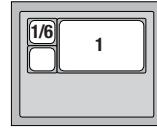
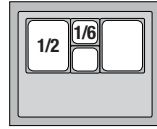
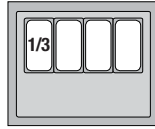
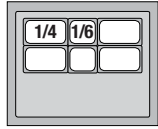


Side Mount Sandwich Prep. Tables

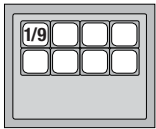
EPR1



Standard:
 (8) 1/6 size pans (6" deep)
 w/ (3) pan dividers



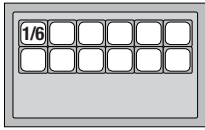
EPR1-24



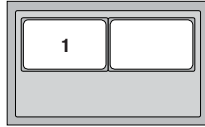
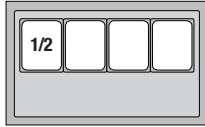
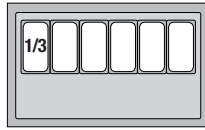
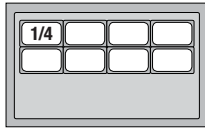
Standard:
 (8) 1/9 size pans (4" deep)
 w/ (3) pan dividers



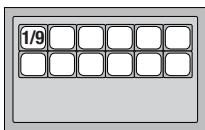
EPR2



Standard:
 (12) 1/6 size pans (6" deep)
 w/ (5) pan dividers



EPR2-24



Standard:
 (12) 1/9 size pans (4" deep)
 w/ (5) pan dividers

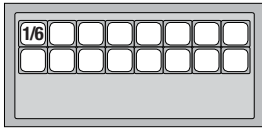


Top Pan Configurations [continued]

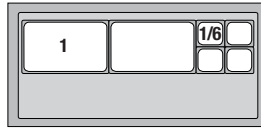
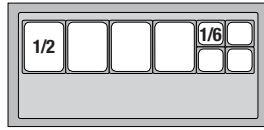
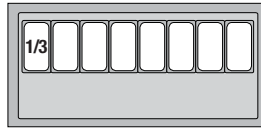
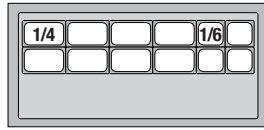


Side Mount Sandwich Prep. Tables (continued)

EPWR2†

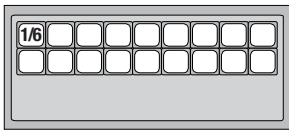


Standard:
(16) 1/6 size pans (6" deep)
w/ (7) pan dividers

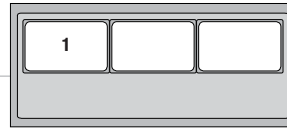
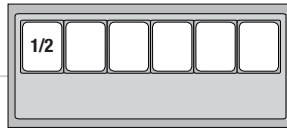
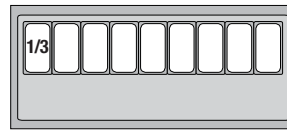
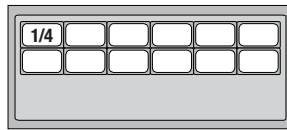


† : Pan count applicable for units manufactured from May 2016.

EPR3†

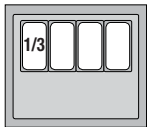


Standard:
(18) 1/6 size pans (6" deep)
w/ (8) pan dividers

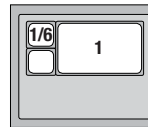
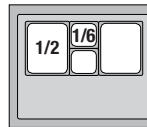
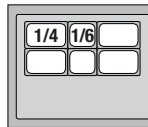
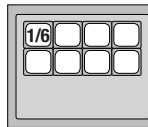


† : Pan count applicable for units manufactured from May 2016.

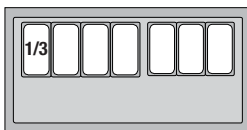
EPPR1



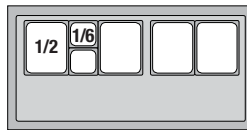
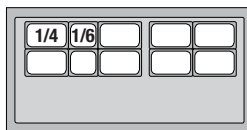
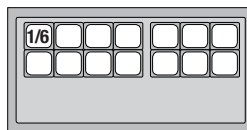
Standard:
(4) 1/3 size pans (6" deep)
w/ (3) pan dividers



EPPSR2



Standard:
(7) 1/3 size pans (6" deep)
w/ (5) pan dividers

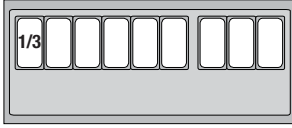


Top Pan Configurations [continued]

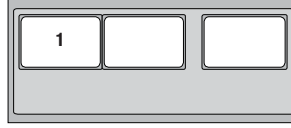
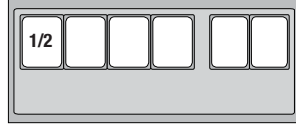
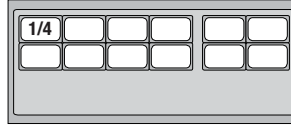
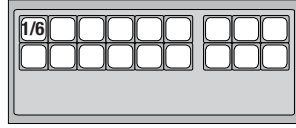


Side Mount Pizza Prep. Tables

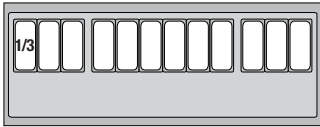
EPPR2



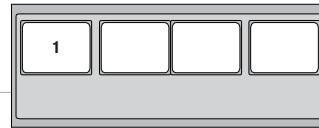
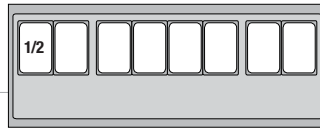
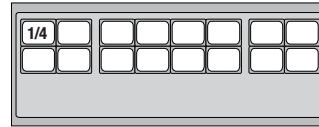
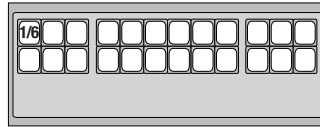
Standard:
(9) 1/3 size pans (6" deep)
w/ (7) pan dividers



EPPR3



Standard:
(12) 1/3 size pans (6" deep)
w/ (9) pan dividers



Pan Size Variation



Incremental pan sizes designed to fit in full size pan opening in many variations.

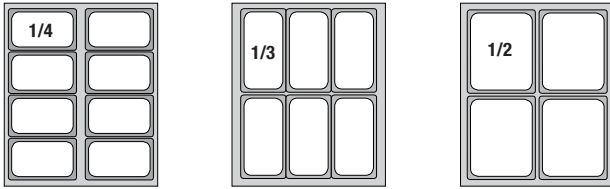
ACCESSORIES

Drawer Pan Configurations



Top Mount Upright Reach-In Door & Drawer Combos

ESR1D2†

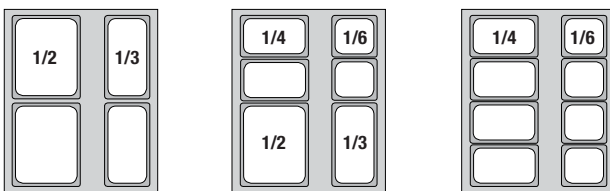


(1) Pan divider per drawer included (6" deep)



† : Drawer pans are not included in this product as standard and must be purchased separately.

ESR2D2† • ESR2D4† • ESRF2D2†

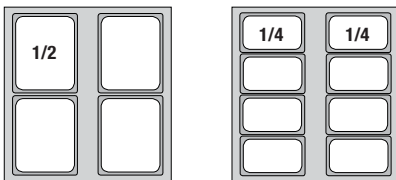


(1) Pan divider per drawer included (6" deep)



† : Drawer pans are not included in this product as standard and must be purchased separately.

ESWQ2D2†



(1) Pan divider per drawer included (6" deep)



† : Drawer pans are not included in this product as standard and must be purchased separately.

Drawered Undercounter Refrigerators & Drawered Sandwich Prep Tables

ETBR1-D2† • EPBNR1-D2†



Top Drawer (4" deep pan)

Bottom Drawer (6" deep pan)

(1) Pan divider per drawer included



† : Drawer pans are not included in this product as standard and must be purchased separately.

ETBSR2-D2† • EPBNSR2-D2†



Top Drawer (4" deep pan)

Bottom Drawer (6" deep pan)

(2) Pan dividers per drawer included



† : Drawer pans are not included in this product as standard and must be purchased separately.



Drawer Pan Configurations [continued]



Drawered Undercounter Refrigerators & Drawered Sandwich Prep. Tables (continued)

ETBR2-D4† • EPBNR2-D4†



Top Drawer (4" deep pan)
(1) Pan divider per drawer included

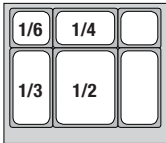


Bottom Drawer (6" deep pan)

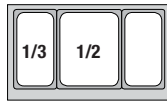


† : Drawer pans are not included in this product as standard and must be purchased separately.

ETBWR2-D4†* • EPBNWR2-D4†*



Top Drawer (4" deep pan)
(2) Pan dividers per drawer included

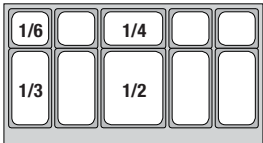


Bottom Drawer (6" deep pan)



† : Drawer pans are not included in this product as standard and must be purchased separately.
* : Custom pan dividers required to fit standard full sized pans. Contact manufacturer for details.

ETBR3-D2† • EPBNR3-D2†



Top Drawer (4" deep pan)
(4) Pan dividers per drawer included



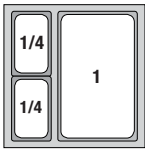
Bottom Drawer (6" deep pan)



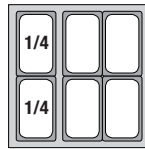

† : Drawer pans are not included in this product as standard and must be purchased separately.

Drawered Pizza Prep. Tables

EPPR1-D2†

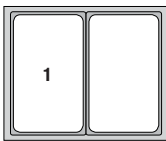


(1) Pan divider per drawer included (6" deep)


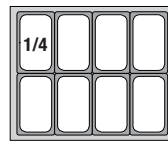
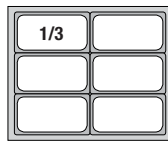
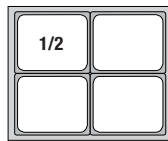


† : Drawer pans are not included in this product as standard and must be purchased separately.

EPPR2-D2† • EPPR2-D4† • EPPR3-D2† • EPPR3-D4†

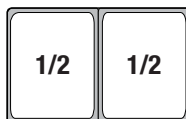



(1) Pan divider per drawer included (6" deep)



† : Drawer pans are not included in this product as standard and must be purchased separately.

Pan Size Variation



Incremental pan sizes designed to fit in full size pan opening in many variations.

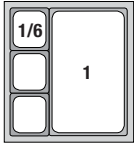
ACCESSORIES

Drawer Pan Configurations [continued]

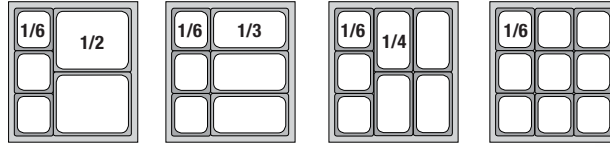


Chef Bases

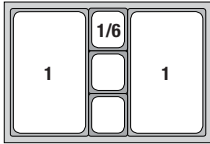
ECB36D2



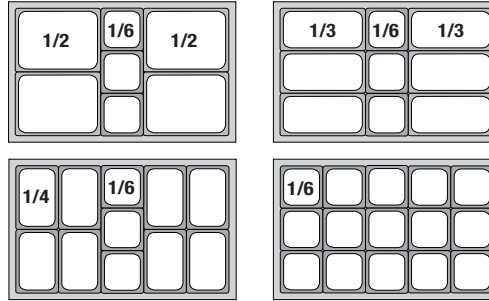
Standard:
 (1) 1 size pan &
 (3) 1/6 size pans (4" deep)
 w/ (1) pan divider per drawer included



ECB48D2



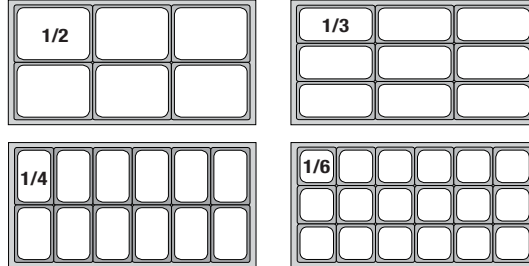
Standard:
 (2) 1 size pans
 (3) 1/6 size pans (4" deep)
 w/ (2) pan dividers per drawer included



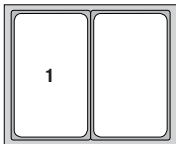
ECB52D2 • ECB52-60D2 • ECB82D4 • ECB82-84D4 • ECB82-86D4 • ECB96D4



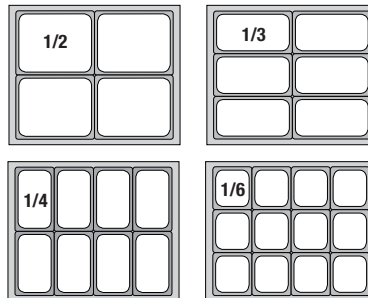
Standard:
 (3) 1 size pans (4" deep)
 w/ (2) pan dividers per drawer included



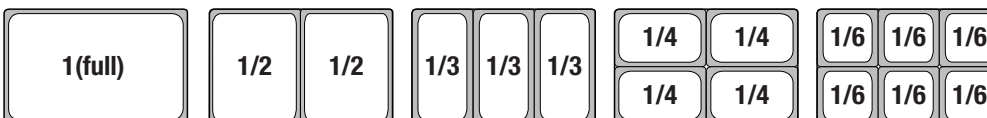
ECB72D4 • ECB82D4 • ECB82-84D4 • ECB82-86D4



Standard:
 (2) 1 size pans (4" deep)
 w/ (1) pan divider per drawer included



Pan Size Variation



Incremental pan sizes designed to fit in full size pan opening in many variations.





EVEREST
REFRIGERATION

A Step Above the Standard

201 W. Artesia Blvd., Compton, CA 90220

TEL 310 323.6586 | FAX 310.323.7524 | 310.761.1127

www.EVERESTref.com